
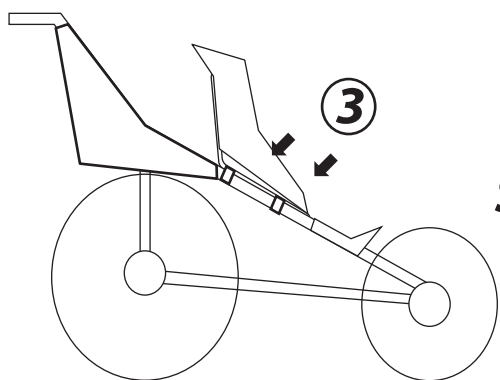
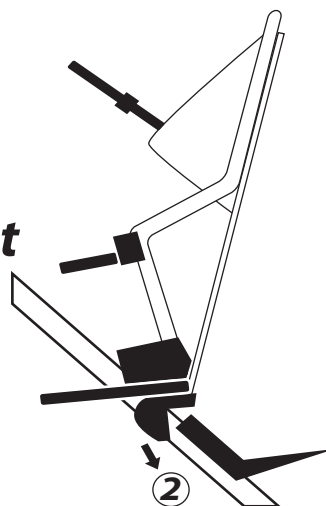


TO INSTALL YOUR "U-GOT-2" ACCESSORY, FOLLOW INSTRUCTIONS 1 - 6



Step 1 - Unstrap lower Velcro[®] at foot plate

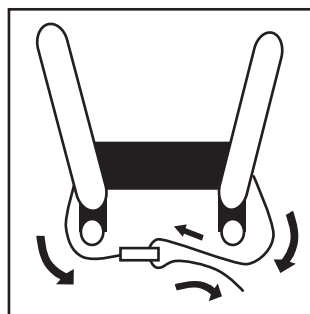
Step 2 - Fit "U-got-2" Seat attachment guides under foot plate





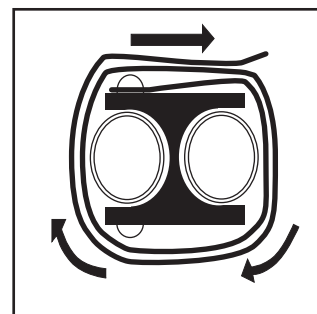
Step 3 - Place "U-got-2" Seat against Kool-Stride frame

Step 4 and 5 - Secure lower Velcro[®] and both upper Velcro[®] wraps to Kool-Stride Frame

④



⑤



Step 6 - Attach both seat straps around up right frame bars, securing through nylon buckles.

Failure to secure all of these safety straps can result in serious harm or injury